




INDIVIDUAL SCORES																												
SENIOR	UNDER 21'S	LADY	TEAM	PLAYER NAME	HANDICAP	AVERAGE SCORE	MATCHES SHOT	ATTENDANCE	NO. OF POSSIBLES	AVERAGE 2019-20 SEASON	AVERAGE 2018-19 SEASON	AVERAGE 2017-18 SEASON		WEEK 1	WEEK 2	WEEK 3	WEEK 4	WEEK 5	WEEK 6	WEEK 7	WEEK 8	WEEK 9	WEEK 10	WEEK 11	WEEK 12	WEEK 13	WEEK 14	
1		X	Newtown	T CORBETT	0.3	35.06	14	100%	9	35.39	35.08	34.71		34.2	35.6	34.4	35.5	34.4	35.4	35.5	34.3	35.6	35.2	35.4	34.3	35.6	35.4	35.4
2	X		Guilsfield_A	A LAWRENCE	0.6	34.91	14	100%	9	35.05	35.01	34.90		33.3	35.3	35.5	35.6	35.3	35.5	35.6	35.5	34.4	33.3	34.2	34.3	35.6	35.4	
3	X		Crew_Green_B	J HILDITCH	0.7	34.80	14	100%	7	34.97	35.00	34.16		35.4	34.4	33.5	34.3	35.4	35.4	35.5	35.5	34.4	35.3	34.2	35.3	34.2	34.4	
4		X	Newtown	J CORBETT	5.7	34.68	5	36%	2	30.00	34.24	33.88		35.3	X	X	35.4	X	X	X	X	34.2	34.3	X	34.2	X	X	
5	X		Castle_Caer	R MORGAN	1.1	34.65	13	93%	6	34.64	35.17	34.94		34.3	33.3	35.2	35.5	33.3	34.2	34.3	34.5	35.3	35.4	35.6	34.3	X	35.2	
6	X		Crew_Green_A	E KELTON	1.2	34.56	11	79%	4	34.50	34.85	34.76		34.3	X	34.4	35.4	35.2	34.3	35.4	35.3	34.2	33.1	X	34.2	X	34.4	
7	X		Crew_Green_B	I BROWN	1.3	34.47	13	93%	4	34.40	34.71	33.54		35.3	35.3	34.3	35.3	33.2	35.4	34.4	34.5	34.2	34.4	X	34.2	33.3	34.3	
8	X		Crew_Green_B	M LEWIS	1.0	34.45	13	93%	5	34.69				34.3	35.5	35.2	35.4	33.3	35.6	34.3	34.4	35.5	X	33.2	34.4	33.2	34.4	
9	X		Crew_Green_B	A HILDITCH	0.8	34.04	13	93%	5	34.88	34.94	34.07		32.4	35.2	34.3	32.2	34.2	34.1	35.3	35.3	35.4	32.2	33.1	33.3	35.5	X	
10		X	Guilsfield_A	Az KNIGHT	0.8	33.94	12	86%	1	34.86	34.79	34.21		34.3	X	X	35.2	33.0	34.5	34.4	34.3	34.4	33.2	33.3	34.3	33.1	33.3	
11	X		Newtown	J EVANS	2.7	33.88	6	43%	1	33.04	33.27	31.81		33.2	34.3	X	33.3	34.2	33.1	35.2	X	X	X	X	X	X	X	
12		X	Crew_Green_B	L MORGAN		33.67	3	21%	1					X	X	X	X	X	X	X	33.4	35.4	X	X	X	X	32.2	
13	X		Guilsfield_B	D EDWARDS	2.1	33.64	10	71%	1	33.58	34.35	31.23		X	34.3	33.1	34.3	34.3	34.2	33.1	31.1	35.5	X	34.5	X	32.0	X	
14	X		Newtown	O STIMPSON	1.8	33.60	2	14%	0	33.93	34.36	34.14		X	X	34.0	X	X	X	X	X	X	X	33.2	X	X	X	
15	X		Llanfair_Caer	N PARR	1.9	33.59	11	79%	1	33.76	34.25	32.99		32.1	X	X	35.3	X	33.2	32.0	34.2	34.5	33.2	33.1	34.2	34.4	33.3	
16	X		Guilsfield_A	R KNIGHT	1.2	33.56	13	93%	3	34.47	34.58	34.14		32.3	34.4	35.7	33.1	31.1	33.2	35.4	34.2	33.3	33.2	X	31.3	34.3	34.5	35.5
17		X	Guilsfield_B	S DAVIES	2.7	33.51	12	86%	2	33.04	34.00	33.41		34.3	34.4	34.2	34.3	34.2	X	32.2	31.1	35.4	30.1	33.3	35.3	33.3	X	
18		X	Crew_Green_B	S BROWN (CGB)	3.2	33.41	14	100%	2	32.50	33.64	33.29		31.3	32.1	33.2	33.3	34.5	33.2	33.2	34.4	34.1	35.3	32.2	32.2	33.4	35.4	
19	X		Llanfair_Caer	N LLOYD	3.5	33.22	11	79%	0	32.23	32.98	32.85		34.3	X	32.4	33.3	34.1	X	X	31.2	34.2	33.1	34.0	32.1	33.4	33.3	
20	X		Newtown	A BAKER	1.9	33.15	14	100%	3	33.82	33.52	33.33		33.0	33.2	32.1	35.4	32.2	35.5	35.3	32.2	32.2	34.2	30.2	30.0	34.3	34.3	
21	X		Pool_Quay	D RILEY	2.6	33.15	13	93%	0	33.12	33.13	30.97		34.4	32.2	33.3	34.1	30.0	33.2	32.1	X	34.2	32.1	34.3	32.3	34.4	34.3	
22	X		Guilsfield_A	M KNIGHT	1.9	33.10	14	100%	1	33.85	34.20	32.91		34.3	33.1	31.3	33.0	32.3	34.4	34.4	33.2	32.2	34.5	33.2	31.1	35.2	31.2	
23	X		Crew_Green_A	N KELTON	2.4	32.86	12	86%	1	33.29	33.99	34.02		X	31.2	32.1	32.1	34.2	32.1	33.1	32.4	X	32.2	35.3	34.2	33.2	32.2	
24	X		Guilsfield_A	D KNIGHT	2.4	32.84	14	100%	0	33.29	34.27	33.37		34.3	33.1	34.3	34.5	31.1	31.1	32.0	32.3	32.1	32.2	32.2	33.3	33.2	34.1	
25	X		Crew_Green_A	D MORGAN	2.3	32.77	14	100%	1	33.42	33.97	32.77		34.3	33.3	33.2	32.1	33.2	32.0	34.2	30.2	32.1	35.4	32.3	31.2	34.2	31.1	
26	X		Crew_Green_A	D WEM	3.2	32.62	10	71%	0	32.49	33.18	30.31		34.3	32.1	34.4	30.2	31.3	X	34.2	33.4	32.0	X	X	32.2	34.2	X	
27		X	Guilsfield_B	J BEAUMOND	2.4	32.62	6	43%	0	33.34	34.67	32.51		X	X	X	X	X	X	X	32.1	34.2	30.2	33.4	X	32.4	33.4	
28		X	Newtown	M CORBETT	3.2	32.61	14	100%	0	32.45	33.69	33.35		34.2	33.3	32.2	32.2	34.3	32.1	34.3	31.2	33.3	32.0	29.0	32.2	34.1	32.2	
29	X		Guilsfield_B	P EDWARDS	2.6	32.51	14	100%	1	33.11	33.69	32.79		33.3	33.2	32.1	31.4	31.1	32.1	31.2	34.4	35.2	33.2	32.2	30.2	33.4	32.1	
30	X		Guilsfield_A	D PRITCHARD	2.7	32.48	14	100%	0	32.97	33.14	33.16		30.1	32.1	32.4	32.2	33.2	31.1	32.1	33.1	33.2	33.3	33.1	33.3	31.2	34.3	
31	X		Crew_Green_A	A KELTON	3.1	32.46	9	64%	0	32.64	33.83	32.74		X	X	32.3	33.2	30.0	34.4	34.4	32.3	X	X	31.1	X	32.3	32.1	
32	X		Castle_Caer	R JENKINS	2.9	32.42	14	100%	1	32.83	33.22	32.26		28.0	32.1	30.0	34.5	32.1	31.3	33.2	32.1	34.1	34.0	31.1	34.0	35.2	32.2	
33		X	Guilsfield_B	C STEVENS	3.1	32.34	14	100%	0	32.65	33.27	32.39		32.2	33.2	31.0	32.1	33.0	32.1	32.2	31.0	34.3	31.1	33.1	33.2	30.2	34.0	
34		X	Newtown	J THOMAS	1.5	32.23	3	21%	0	34.21	34.96	34.37		X	34.3	X	X	X	30.2	32.2	X	X	X	X	X	X	X	
35	X		Guilsfield_B	B EDWARDS	3.2	32.14	14	100%	0	32.47	33.00	30.95		32.1	32.3	31.0	32.1	34.1	31.0	34.2	30.0	32.4	31.2	33.2	33.2	33.2	31.0	
36	X		Pool_Quay	G POWELL	2.8	32.10	1	7%	0	32.92	34.01	32.68		X	X	X	X	X	X	X	X	X	X	32.1	X	X	X	
37	X		Crew_Green_B	R DAVIES	3.5	32.08	13	93%	0	32.16	32.92	31.01		31.1	34.2	32.0	32.4	33.3	32.0	32.1	31.3	32.1	32.1	33.3	29.1	32.1	X	
38	X		Crew_Green_A	J MILLS	3.4	32.05	13	93%	0	32.29	32.79	31.73		31.1	32.1	X	31.2	34.1	32.1	31.0	30.3	34.1	31.1	33.1	31.0	33.3	32.2	
39	X		Pool_Quay	S O'CONNOR	2.8	31.98	13	93%	0	32.87	32.91	30.54		32.0	34.2	32.1	32.1	X	34.2	32.1	31.2	33.2	30.1	30.1	29.1	32.2	33.1	
40		X	Pool_Quay	C JONES	4.4	31.64	8	57%	0	31.26	33.06	31.86		32.2	X	X	30.0	32.2	34.4	32.1	X	30.1	X	X	29.1	X	33.0	
41	X		Castle_Caer	H MORGAN	4.6	31.61	13	93%	1	31.12	33.60	32.49		30.0	29.1	31.2	33.0	33.2	29.1	27.0	35.4	33.3	33.3	34.1	X	31.1	31.1	
42	X		Guilsfield_A	N WILLIAMS	3.7	31.45	11	79%	0	32.01	33.06	30.36		31.2	34.2	32.0	30.0	32.2	33.0	31.0	30.1	32.2	X	X	30.0	30.1	X	
43		X	Llanfair_Caer	J MORGAN	4.4	31.30	5	36%	0	31.33				32.1	X	31.1	X	31.2	32.1	X	X	X	X	X	30.0	X	X	
44		X	Pool_Quay	M BAKER	3.6	31.27	9	64%	0	32.11	31.58	28.91		29.0	32.4	X	X	X	33.2	30.0	31.2	31.2	30.0	X	32.2	X	32.2	
45	X		Llanfair_Caer	R SUTHERLAND	4.1	31.17	3	21%	0	31.64	32.62	30.99		30.1	31.0	32.4	X	X	X	X	X	X	X	X	X	X	X	
46		X	Castle_Caer	L WILLIAMS	3.6	31.05	2	14%	0	32.15	32.82	31.25		31.1	X	X	31.0	X	X	X	X	X	X	X	X	X	X	
47	X		Llanfair_Caer	S GOODE	4.2	30.95	12	86%	0	31.46	31.71	32.10		29.1	X	32.0	31.1	X	30.1	30.0	31.1	30.0	30.1	32.3	31.1	32.3	32.2	
48	X		Llanfair_Caer	D BULL	4.6	30.70	5	36%	0	31.10				X	29.2	X	31.1	32.0	X	X	X	X	X	30.1	31.1	X	X	
49	X		Llanfair_Caer	J GUNBY	5.1	30.65	6	43%	0					X	X	X	X	30.1	X	31.2	31.1	30.2	X	32.2	29.1	X	X	
50	X		Pool_Quay	S TULLOCH	5.8	30.54	9	64%	0	29.87	31.28	30.00		27.0	30.2	30.1	30.0	32.0	30.0	32.1	X	X	X	X	32.3	X	31.2	
51	X		Castle_Caer	D OAKLEY	4.2	30.39	13	93%	0	31.51	31.61			32.1	28.0	31.1	30.1	28.0	31.2	29.1	32.0	32.1	30.0	29.1	31.1	X	31.2	
52	X		Crew_Green_B	G STEDMAN	4.9	30.37	3	21%	0	30.78	32.29	31.40		X	X	X	X	X	X	X	X	X	30.0	33.1	X	X	28.0	
53	X		Crew_Green_A	M SLATER	4.6	30.37	12	86%	0	31.10	31.91	30.39		31.0	30.0	X	X	31.3	32.2	30.0	33.3	30.2	31.0	31.2	27.0	28.2	29.0	
54	X		Pool_Quay	M GOOLDEN	4.9	30.35	13	93%	0	30.77	31.28	31.41		X	31.1	29.0	33.1	31.0	29.0	32.0	30.1	28.0	30.0	30.0	29.0	31.0	31	

57	X		Guilsfield_B	J FARMER	5.0	29.89	12	86%	0	30.73	30.59	30.94		29.0	27.0	29.0	30.1	32.1	X	30.0	32.1	31.2	29.0	31.2	30.0	X	28.0
58		X	Llanfair_Caer	M CHARMAN	7.5	29.36	7	50%	0					X	X	X	27.0	31.0	28.1	28.1	32.2	27.0	X	32.1	X	X	X
59	X		Newtown	J WHEELDON	7.4	27.89	11	79%	0					X	X	26.0	X	26.0	25.0	27.0	28.0	32.4	31.0	27.1	26.1	33.2	25.0
60	X		Llanfair_Caer	B WILLIAMS	5.6	27.82	5	36%	0	30.13	31.54	30.93		X	26.0	26.0	28.1	29.0	30.0	X	X	X	X	X	X	X	X
61	X		Castle_Caer	T ROBINSON	8.3	27.53	12	86%	0	27.42				26.0	27.0	29.1	26.1	X	30.0	X	28.0	28.1	28.0	30.1	25.0	28.0	25.0
62	X		Llanfair_Caer	P WILLIAMS		26.00	1	7%	0					X	26.0	X	X	X	X	X	X	X	X	X	X	X	X
63	X		Crew_Green_A	J BRADLEY	10.0	25.68	5	36%	0					28.0	X	X	25.0	X	X	X	X	X	27.2	X	23.1	X	25.1
64	X		Castle_Caer	N BOWEN	5.9	25.00	1	7%	0	29.79				25.0	X	X	X	X	X	X	X	X	X	X	X	X	X
65	X		Llanfair_Caer	S CHARMER	7.8	25.00	2	14%	0	27.88				X	25.0	X	X	X	X	25.0	X	X	X	X	X	X	X
66	X		Arddleen	R LEWIS	0.6	0.00	0	0%	0	35.07	35.16	34.73		X	X	X	X	X	X	X	X	X	X	X	X	X	X
67	X		Arddleen	M PEARCE	1.1	0.00	0	0%	0	34.63	35.02	34.31		X	X	X	X	X	X	X	X	X	X	X	X	X	X
68	X		Llanfair_Caer	D T WILLIAMS	1.1	0.00	0	0%	0	34.55	34.88	34.29		X	X	X	X	X	X	X	X	X	X	X	X	X	X
69		X	Arddleen	H LEWIS	1.3	0.00	0	0%	0	34.40	33.20			X	X	X	X	X	X	X	X	X	X	X	X	X	X
70		X	Guilsfield_B	C CORNELL	1.5	0.00	0	0%	0	34.20	33.08	32.94		X	X	X	X	X	X	X	X	X	X	X	X	X	X
71		X	Pool_Quay	S BROWN	1.7	0.00	0	0%	0	34.00		35.50		X	X	X	X	X	X	X	X	X	X	X	X	X	X
72	X		Churchstoke	P GWILLIAM	1.9	0.00	0	0%	0	33.82	34.81	34.23		X	X	X	X	X	X	X	X	X	X	X	X	X	X
73	X		Churchstoke	K LLEWELLYN	1.9	0.00	0	0%	0	33.76	34.20	33.07		X	X	X	X	X	X	X	X	X	X	X	X	X	X
74	X		Guilsfield_A	N BOOTH	2.4	0.00	0	0%	0	33.30				X	X	X	X	X	X	X	X	X	X	X	X	X	X
75	X		Guilsfield_B	A EVANS	2.5	0.00	0	0%	0	33.25	34.34	33.52		X	X	X	X	X	X	X	X	X	X	X	X	X	X
76		X	Arddleen	H EVANS	2.5	0.00	0	0%	0	33.21	30.00			X	X	X	X	X	X	X	X	X	X	X	X	X	X
77	X		Churchstoke	M JUKES	2.5	0.00	0	0%	0	33.20	33.67	33.78		X	X	X	X	X	X	X	X	X	X	X	X	X	X
78	X		Arddleen	G JONES	3.0	0.00	0	0%	0	32.72	32.85	31.99		X	X	X	X	X	X	X	X	X	X	X	X	X	X
79	X		Newtown	D CORBETT	3.2	0.00	0	0%	0	32.50	33.64	33.26		X	X	X	X	X	X	X	X	X	X	X	X	X	X
80	X		Llanfair_Caer	D GRIFFITHS	3.2	0.00	0	0%	0	32.50	33.35	31.83		X	X	X	X	X	X	X	X	X	X	X	X	X	X
81	X		Newtown	J HARRIS	3.5	0.00	0	0%	0	32.20	33.00	33.30		X	X	X	X	X	X	X	X	X	X	X	X	X	X
82	X		Guilsfield_A	A KNIGHT	3.5	0.00	0	0%	0	32.18				X	X	X	X	X	X	X	X	X	X	X	X	X	X
83	X		Churchstoke	B DAVIES	3.6	0.00	0	0%	0	32.09	32.95	32.65		X	X	X	X	X	X	X	X	X	X	X	X	X	X
84	X		Arddleen	J DAVIES	3.7	0.00	0	0%	0	32.03	32.95	33.22		X	X	X	X	X	X	X	X	X	X	X	X	X	X
85		X	Newtown	K CARLYLE	3.9	0.00	0	0%	0	31.79	32.15	30.78		X	X	X	X	X	X	X	X	X	X	X	X	X	X
86	X		Churchstoke	A GWILLIAM	4.0	0.00	0	0%	0	31.69	33.50			X	X	X	X	X	X	X	X	X	X	X	X	X	X
87		X	Arddleen	NEO PARR	4.1	0.00	0	0%	0	31.56				X	X	X	X	X	X	X	X	X	X	X	X	X	X
88	X		Llanfair_Caer	D TOOZER	4.4	0.00	0	0%	0	31.35	32.05	30.26		X	X	X	X	X	X	X	X	X	X	X	X	X	X
89	X		Crew_Green_B	R HILDITCH	4.8	0.00	0	0%	0	30.90	32.04			X	X	X	X	X	X	X	X	X	X	X	X	X	X
90	X		Crew_Green_A	M ROBERTS	5.4	0.00	0	0%	0	30.28	31.78	30.54		X	X	X	X	X	X	X	X	X	X	X	X	X	X
91	X		Crew_Green_A	R HARRISON	5.6	0.00	0	0%	0	30.10	32.40	32.58		X	X	X	X	X	X	X	X	X	X	X	X	X	X
92	X		Guilsfield_B	M STEVENS	5.7	0.00	0	0%	0	30.00	32.07			X	X	X	X	X	X	X	X	X	X	X	X	X	X
93	X		Pool_Quay	P ASTLEY	6.4	0.00	0	0%	0	29.27	30.63	28.39		X	X	X	X	X	X	X	X	X	X	X	X	X	X
94	X		Castle_Caer	B HATFIELD	6.5	0.00	0	0%	0	29.18	31.56	29.14		X	X	X	X	X	X	X	X	X	X	X	X	X	X
95	X		Newtown	M JONES	7.4	0.00	0	0%	0	28.30	30.97	27.49		X	X	X	X	X	X	X	X	X	X	X	X	X	X
96		X	Crew_Green_B	K STUART	9.7	0.00	0	0%	0	26.00				X	X	X	X	X	X	X	X	X	X	X	X	X	X
97	X		Pool_Quay	S HUMPHREYS	12.7	0.00	0	0%	0	23.00	30.33	30.36		X	X	X	X	X	X	X	X	X	X	X	X	X	X
98		X	Arddleen	J FRANCIS		0.00	0	0%	0		34.94	34.41		X	X	X	X	X	X	X	X	X	X	X	X	X	X
99	X		Guilsfield_A	P PHILLIPS		0.00	0	0%	0		34.74	34.32		X	X	X	X	X	X	X	X	X	X	X	X	X	X
100	X		Castle_Caer	R WILLIAMS		0.00	0	0%	0		34.10	33.39		X	X	X	X	X	X	X	X	X	X	X	X	X	X
101	X		Castle_Caer	A MUTCH		0.00	0	0%	0		33.79	33.75		X	X	X	X	X	X	X	X	X	X	X	X	X	X
102	X		Guilsfield_A	K CORNELL		0.00	0	0%	0		33.69	33.32		X	X	X	X	X	X	X	X	X	X	X	X	X	X
103	X		Llanfair_Caer	A BLAKESLEY		0.00	0	0%	0		33.60			X	X	X	X	X	X	X	X	X	X	X	X	X	X
104	X		Llanfair_Caer	C SMITH		0.00	0	0%	0		33.10	32.80		X	X	X	X	X	X	X	X	X	X	X	X	X	X
105	X		Llanfair_Caer	I JARMAN		0.00	0	0%	0		32.70	31.30		X	X	X	X	X	X	X	X	X	X	X	X	X	X
106	X		Llanfair_Caer	P JONES		0.00	0	0%	0		31.10	29.00		X	X	X	X	X	X	X	X	X	X	X	X	X	X
107	X		Castle_Caer	D BIRD		0.00	0	0%	0		30.55			X	X	X	X	X	X	X	X	X	X	X	X	X	X
108	X		Pool_Quay	I WILLIAMS		0.00	0	0%	0		25.00			X	X	X	X	X	X	X	X	X	X	X	X	X	X
109		X	Guilsfield_B	A WILLIAMS		0.00	0	0%	0			32.34		X	X	X	X	X	X	X	X	X	X	X	X	X	X
110	X		Newtown	JAMIE THOMAS		0.00	0	0%	0			32.20		X	X	X	X	X	X	X	X	X	X	X	X	X	X
111	X		Newtown	L EVANS		0.00	0	0%	0			32.15		X	X	X	X	X	X	X	X	X	X	X	X	X	X
112	X		Llanfair_Caer	G ROBERTS		0.00	0	0%	0			32.10		X	X	X	X	X	X	X	X	X	X	X	X	X	X
113	X		Llanfair_Caer	N EVANS		0.00	0	0%	0			31.20		X	X	X	X	X	X	X	X	X	X	X	X	X	X
114	X		Newtown	A BOWEN		0.00	0	0%	0			31.20		X	X	X	X	X	X	X	X	X	X	X	X	X	X
115		X	Guilsfield_B	S WILLIAMS		0.00	0	0%	0			31.10		X	X	X	X	X	X	X	X	X	X	X	X	X	X
116	X		Newtown	E PINDER		0.00	0	0%	0			30.80		X	X	X	X	X	X	X	X	X	X	X	X	X	X
117	X		Pool_Quay	W ASTLEY		0.00	0	0%	0			30.46		X	X	X	X	X	X	X	X	X	X	X	X	X	X

 = No previous handicap, a new handicap has not yet been allocated as five matches have not been shot

 = No previous handicap, a new handicap has been calculated on completion of the fifth match, using the average calculated from the first 5 matches, subtracted from 35.7

 = Handicap used from a previous season within the last three years

 = No matches shot in previous season